Warning from SASA*
Unsolicited Seeds

SASA
Science and Advice for Scottish Agriculture
Agriculture, Food and Rural Communities Directorate
Helping Scotland Grow

If you have received unsolicited seeds in the post, please take the following actions:

- If the packet of seeds has not been opened, please leave it sealed
- DO NOT PLANT OR COMPOST THESE SEEDS
- If you have already planted the seeds, place the growing plant(s) and surrounding Soil/compost in a plastic bag, place this bag inside another plastic bag, seal securely and dispose in your general waste bin (destined for landfill)
- It is possible that these seeds could be a harmful invasive species or harbour a disease both of which if released could pose a threat to agriculture and the environment.
- Do not handle the seeds
- These seeds may have been treated with a chemical pesticide. Please wash your hands if you have handled them without gloves.

If you receive unsolicited packages or have any questions related to this issue, please contact us on our dedicated email address

seeds.info@sasa.gov.scot.

Please note any emails previously sent to the general SASA enquiries email address will still be actioned.

The devolved administrations of the UK are aware of this issue and are working together to investigate the extent of this issue.

***Science & Advice for Scottish Agriculture**

Scottish Gardeners' Forum Newsletter

PROMOTING SCOTLAND'S GARDEN CLUBS

Pop-up stall in Dollar selling plants prepared for the cancelled show

Summer 2020 Vol 18: Issue 2

Contents

Letter from the Chair	2
AGM 2020 Postponed	3
My favourite Plant	4
Plan B	5
A Nasty Surprise	6
What a Difference a Virus Makes	8
DBHS at Gardening Scotland	9
Stonehaven Cancellation	9
Barnhill Rock Garden	10
Invebervie Emerging Lockdown	11
Stewarton Gardening Club	11
The Fifty Word Story	12
Tracy's Greenhouse	12
Scotland's Gardens' Scheme	13
Events	14
Ayr & District Flower Show	14
Plum Harvest	15
No Dalkeith Flower Show	15
Cowdenbeath Show Cancelled	15
Kilmacolm Show Cancelled	15
Kirkintilloch HS Virtual Show	16
Caley Awards	17
Lockdown Gardening	18
A Flower Show Tale	19
North Berwick Sunflowers	20
Helensburgh Virtual Show	21
Competition Time	22
August in the Garden	23
Lockdown in Dollar	25
Regional Co-Ordinators	26
Your Council	27
Warning from SASA	28

Letter from the Chair

What a contrast to the mood of our last newsletter when we were all feeling fearful and apprehensive. I hope that you are now a little more optimistic and adjusting to our "new normal".

There have been many local initiatives, run by volunteers, to help with shopping, cooking and entertaining people. Many businesses have adapted in ingenious ways to keep afloat and serve their communities. My walking group have been phoning round with offers of help or just a wee chat to help the days pass, and as a result I feel more in touch with my neighbours.

It is good to see that places are opening up to visitors and we are able to enjoy our favourite gardens and public spaces once again. One advantage of the current restrictions on visitor numbers is that we hopefully won't experience such crowded places as in the past and that some of the peace and tranquillity will remain.

Something that I have noticed is a huge increase in the numbers of people using technology to keep in touch with friends and families. I think there was a rush to acquaint older members with Zoom and Skype before the lockdown and many children have enjoyed a bedtime story from Grandparents using these platforms. My own family organised several meetings using Zoom, and my 94-year-old Mum found it a wonderful way to see round our far-flung homes or gardens and to meet newly acquired pets.

Many clubs have also been able to keep in touch remotely and some have arranged for speakers to deliver talks over the internet.

It has also been interesting to see the ways that clubs have tried to keep alive

Your Council

Honorary President:
Jim McColl

Honorary Vice-President:
Jim Jermyn

Chair:
Kathryn Pitts (Penicuik HS)
chair@scottishgardenersforum.org.uk

Vice Chair:
Mike Rossi (Scottish Bonsai Association)

Secretary:
Caroline Mathias (Biggar Horticultural Society)
secretary@scottishgardenersforum.org.uk

Treasurer:
Andrea McDowall (Kirkintilloch HS)
treasurer@scottishgardenersforum.org.uk

Membership Secretary:
Mrs Mike Rossi
98 Main Street, Coaltown of Balgonie,
Glenrothes, Fife KY7 6HZ
Tel: 01592 771541
membership@scottishgardenersforum.org.uk

Registers (Speakers and Judges):
Veronica Davis (Helensburgh and Gareloch HS)
registers@scottishgardenersforum.org.uk

Council Members:
Ann Burns (Oatridge College)
Tom Campbell (Brighter Bervie)
Tracey Elrick and Ray Collison
(Pallets & Planters)
Alison Murison (The Caley)
John Smith (Pallets & Planters)
Tracey Stone (Lanark Gardening Club)
Anne Vincent (Nairn and District Horticultural Society)

Newsletter and Website Editor:
Alison Murison
editor@scottishgardenersforum.org.uk

The weather was great, the garden centres were closed and people were out exercising and passing the stalls and being very generous. At the end of May we were able to donate £2,000 to Strathcarron Hospice.

Along with **Dollar in Bloom** we made a video "Don't throw in the towel, pick up your trowel", which was great fun.

As the flower show season approaches we are planning for a virtual show. There is a shortened schedule and photos have to be submitted of the entries which will then be made into a video for posting on our website and Facebook.

The pandemic has made us think 'out of the box'; but perhaps that has been a good thing.

Margaret Stephenson

Pop-up Stall

Regional Co-Ordinators

North	Ann Vincent, Nairn and District HS north@scottishgardenersforum.org.uk
North East	Tom Campbell, Brighter Bervie northeast@scottishgardenersforum.org.uk
East	Kathryn Pitts, Penicuik HS east@scottishgardenersforum.org.uk
Fife	Mike Rossi fife@scottishgardenersforum.org.uk
Lothian	*Vacancy*
West Central	Andrea McDowall, Kirkintilloch HS westcentral@scottishgardenersforum.org.uk
West	Veronica Davis west@scottishgardenersforum.org.uk

their traditional shows. The Caley held their Spring Show by asking members to submit photographs of their bulbs which were collated into the class divisions and judged remotely. A lot of work was required but the results were posted on the website for all to see; the only thing missing was the perfume and cakes. Several other clubs have been inspired to have a go at using the same format and it will be interesting to hear how they got on. Please let us know if you have any news or advice to pass on.

My local club usually have a plant sale to raise funds and, as the plug plants had already been purchased and potted, they decided that something should be arranged to avoid financial losses. They organised a drive-by plant sale where plants could be collected from several points in the village. A fixed fee of £10 provided a mystery selection of plants but more importantly covered the original outlay. It was so successful that everything was sold within 20 minutes.

One of several Begonias which Kathryn has raised from cuttings

There have been trays of seedlings and cuttings appearing on the end of people's driveways along with a note asking passers-by to help themselves. I tried myself with spare Sunflower and Tomato seedlings and was pleased that they all disappeared.

We still have a long way to go before we can all feel safe from the effects of this dreadful virus, but we can adapt and try new ways of doing things.

Keep safe and, most of all, keep in touch.

Kathryn Pitts
Chair

AGM 2020 Postponed

The Helensburgh and Gareloch Horticultural Society had agreed to host our annual meeting and catering had been arranged.

However, the SGF Council has agreed that it would be unwise to proceed this year. We hope to be able to accept their invitation next year.

This year's Financial Report will be emailed to members when the accounts have been audited.

My favourite Plant

Ozothamnus *rosmarinifolius* 'Silver Jubilee'

What a dilemma! How do you single out one plant for a plant profile. Choose your favourite one – that changes with the seasons, the months and even the days when the growing season gets underway. I decided to choose a plant I could see from my patio doors that gives enjoyment all year. Sorry Lonicera syringantha, Viburnum bodnantense dawn and Iris unguicularis, three plants I would never like to be without but their interest is limited to particular seasons and they are out of view from the patio doors. Step up to centre stage Ozothamnus *rosmarinifolius* 'Silver Jubilee'.



In spring its silver branches are crowned with tiny red jewels. In early summer the red jewels morph into mildly scented clusters of white daisy like flowers that last all summer. In winter its silver leaves shine out brightening up the dark dull days.

I have only known Ozothamnus *rosmarinifolius* 'Silver Jubilee' for four years. Bought to fill a temporary gap, it's meant to be a little too tender for a garden in Biggar that gets minus 7°C and lower every year. Winds blew over an apple tree, frost got the buds on the weeping purple beech, rains battered the roses and snow flattened the Cotoneaster franchettia but Ozothamnus *rosmarinifolius* 'Silver Jubilee' survived it all and now fills the temporary gap and more! So much for the zone 4 hardiness rating. Sorry Ceanothus planted behind and now fighting for space but at least your neighbour is a stunner.

Ozothamnus *rosmarinifolius* 'Silver Jubilee' isn't fussy about soil. It does like a bit of sun. It grows to 1.5 to 2m – and quite quickly – mine is almost there. I will clip it back once flowering is over

from one of the big DIY chains, with added 30% sharp sand.

Leave cuttings in a light, warm situation with a bit of bottom heat if possible until they root. This usually takes 6 to 8 weeks at this time of year. Don't pot up the cuttings until next spring – unless we get warm weather and they put on a lot of growth, as sometimes happens in February/March. Pot up in April, grow the plants on, pinching out growing points to increase bushiness and to improve their shape.

Impress your friends and family with a home grown present or charge a fortune for them at the local show!

Most importantly, enjoy pottering – and 'Happy Gardening'.

Ann Burns

Lockdown in Dollar

Emma's Stall

Dollar was planning to have the popular Open Gardens event this year in aid of Strathcarron Hospice, but as with so many events this had to be cancelled.

Over 700 plants were ready and waiting for the customers at the plant sale. The situation actually worked well for us, as we opened three pop-up stalls at the front of people's gardens with an honesty box, and restocked for over six weeks.

Bacopa, Argyranthemum, Verbena, Osteospernum, Penstemmon.

Method

Check the plant is free from any pests or disease – don't use plants where their health is questionable. If the odd white fly is present, make sure you remove them by hand before using this plant material (see below).

Work early in the morning or in the evening; alternatively choose an overcast or damp day where your cuttings will not wilt as soon as you chop them.

Select the sturdiest stems that preferably have no flower bud attached. If all stems have flower buds, then these will need to be removed before the cutting is used.

Work out where the start of this year's growth is – it will be green. Last year's growth will be brown and probably rougher to the touch. Only this year's growth is taken when a cutting is made.

Measuring from the tip downwards make each cutting around 12–15cm (3"–4"). Make sure to cut just under a node (leaf joint) each time. Stick the cuttings in a poly bag with a dribble of water in the bottom to keep them damp until you are ready to pot them.

Carefully remove the bottom leaves from each cutting until you only have around 1/3rd left at the top, then dip each cutting in hormone rooting powder or gel if you prefer. (Many of the cuttings at this time of year need no rooting hormone help, so you can do without.)

Using a pencil or your finger 'Dib' each cutting into a pot or tray of compost. I use 70% general purpose compost

to keep the foliage nice and dense and give the Ceanothus behind a little more space and light.

Ozothamnus *rosmarinifolius* 'Silver Jubilee' originates from South Eastern Tasmania, and was registered as a distinct cultivar in 1993, named to celebrate the Queen's Silver Jubilee in 1997. It's such a pity it's not more commonly grown. Perhaps we were all so busy celebrating we missed it first time around! I'm so glad I have it now, enhancing the view all year round from the patio doors.

Caroline Mathias
SGF Secretary

Plan B

How dare they? How could they?
Damn that pandemic.
They've cancelled the gardening show.
All my efforts, my endeavours,
Gone for a burton, no cups to polish this year.
And to think what I did to get sand for the carrots,
Raiding sandpits at midnight from playgrounds roped off.
And the wife is still nagging, saying the new water feature's too close to the house,
But the leeks look like winners in their sections of downpipe.
My son's in a huff cause his goal net's protecting the peas.
And my daughter's still sulking cause her best bra's devoted to holding the melons.
All that and now my secateurs are furloughed.
No bags on the Chrysanths,
No gaps in the border.
First year ever the garden's still intact.
Just look at those Delphiniums standing up tall.
The roses a picture and the crocosmia too.
The phlox are all flowering – blues, pinks and whites,
The Dianthus, the Loosestrife and Lythrum are most certainly out.
And the sweet peas growing up the fence fill the air with their scent.
I sit on my bench and take it all in.
And decide on Plan B.
I'll phone a few friends,
Maybe George, Carole and Kirsty.
I'll invite them to come this Saturday at three
And bring their own mugs for a safe cup of tea,
The gate will be open for this exclusive gardening event,
Because for this year, and this year only I hope, the Show is RIGHT HERE.

Caroline Mathias

A Nasty Surprise

Although I am normally a fan of no-dig gardening, after removing some blackcurrant bushes from their spot where they had cropped for 30 years, I thought the ground needed some revitalising so did a bit of double digging. Well, really single digging – the subsoil was not far below so I could only remove one spade's depth before adding a layer of compost and covering, plus removing many stones and boulders. Our garden is on glacial moraine and the area was not known as the Stony Park for no reason! I only managed to dig half the plot so put a fencing post on its side to mark how far I had got.

This spring I decided to tackle the rest of the plot. On lifting the wooden post, I saw two worms curled side by side. On looking more closely –they were not earthworms.... (I wish I had taken a picture to share at this point). Could they really be those nasty New Zealand flatworms? Carefully picking them up on a trowel, I put them in a container to have a closer look. One was quite fat and had obviously just had a meal, whereas the other was small and thin. I did take a photo at this point. They are not an appealing sight. What's more, there were two!! What had they been up to?

Two NZ Flatworms, one gorged, one fasting

The drawing/painting must be on an A4 size paper/card and any material can be used, for example crayons, paint, felt tip pens, pastels, coloured pencils or felt.

Please upload a clear photograph of your child's entry to either the Promoting Kilwinning Facebook page or the Kilwinning Horticultural Society Facebook page, with their name and age.

Good luck, and we look forward to seeing all the amazing colourful entries.

Last year's winners will have their pictures printed in next year's programme.

Any questions please contact me on our **Kilwinning Horticultural Society** Facebook page.

James Burns
Show Secretary
Kilwinning Horticultural Society

August in the Garden

Taking cuttings for Autumn

Most of our gardens are looking at their very best at this time of year and the enforced 'stay at home Spring and Summer' this year has meant that many of us have spent more time than usual titivating, dead heading and generally practising good garden husbandry. If you are still spending extra time in the flower beds and are looking for something to do during August and September, then why not try some Autumn cuttings. Act now and you will be able to root many plants before the onset of winter, saving yourself quite a bit of money next year and producing extras for friends or for the gardening club sales table next year (just let's hope we can return to our clubs by then!).

Many shrubs and a great number of half-hardy perennials can be propagated by taking what are known as semi-ripe wood cuttings; this just means using plant material that has been produced this year that has started to harden off under the summer sun.

Shrubs propagated just now include Artemisia, Choisya, Santolina, Sambucus, Philadelphus, Lavandula, Potentilla, Helichrysum italicum, Rosmarinus. Weigela, Thymus. Hebe, Deuttzia, Salvia, Buxus.

Half-hardy perennials include Fuchsia, Pelargoniums, Diascia, Sutera or

Competition Time

Kilwinning Horticultural Society and **Promoting Kilwinning**, would like to invite any local school children to design our Flower Show cover for 2021.

Unfortunately we have had to cancel this year's Flower Show, scheduled for 27th August, due to Covid. We will need a new design for the front cover of the 2021 Kilwinning Flower show programme so let's have lots of entries for the judges to pore over ...!!

Promoting Kilwinning have kindly sponsored the two trophies for each age group.

The Junior trophy for best drawing in age group up to 8 years old. The Senior trophy for best drawing in age group 9 to 15 years old, and there will also be Runner up prizes for 2nd and 3rd place winners.



I had never had flatworms in my garden before, though I knew they were elsewhere in the village. Off to the internet to do some research.

OPAL (Open Air Laboratories) run citizen science surveys and had a research project to explore the distribution of NZ flatworms. They no longer want sightings to be reported but there is still a lot of useful information on their website and a downloadable leaflet.

www.opalexplorenature.org/nzflatworm

Taking their advice I destroyed the worms with hot water (and the salt treatment as well to make doubly sure!).

NZ flatworms like cool damp places to hide – under stones and wood, or plastic. There are plenty of these hiding places in my garden but a lot of lifting and peering found no more, thank goodness. There are also plenty of earthworms in the garden so I am hopeful that there may be no more flatworms. They do lay eggs though, which look like flattened blackcurrants, so I will have to remain vigilant.

I thought I had been quite careful when bringing plants into the garden and where I found the flatworms was not near any plant that I had brought in, so I have no idea where they came from. The James Hutton Institute in Dundee researched how fast the flatworms travelled in a field environment and found they travelled about 1 metre a day, with one speedy one covering more than 2 metres in a day! In spite of that, it seems unlikely that they got here under their own steam. But be aware that it can happen to anyone, so go and lift a few stones!

PS

A few days after writing this, it occurred to me where the flatworms might have come from, and explained where they were found. When I dug over the first part of the plot, I used horse manure that a local horse owner had provided. I lhad left it to rot for several months. If the flatworms were resident they had no need to move as there was a plentiful supply of worms in the manure. Until I moved them! Puzzle solved?

Sue Thomas
Badenoch Gardening Club

Sue Thomas in her garden

What a Difference a Virus Makes

Who would have dreamt when we ordered our Plug Plants in December that we would be in lockdown before they arrived in March?

Stonehaven Gardening Club hold a plant sale on the last Saturday in May, to help to cover the costs of our Annual Flower Show in August, and this year was to be no different – until Covid-19 arrived. 1200 Plug Plants were ordered in December for delivery in March, when the Committee gather at the Chairman's home to plant them on, but not this year. Rhona, our Chairman and her husband, Alan, are in the shielded group so had to roll up their sleeves and pot on the plugs. The next problem, as the Plant Sale had to be cancelled, was how to sell the plants.

Friends, family and colleagues rallied round but it soon became evident that we had another problem – we had sold more plants than we actually had. At the Plant Sale it is first come first served but she felt we could not let anyone down so after a number of telephone calls, Rhona managed to source even more plug plants. They were in the greenhouse – sorry Alan no room for your tomatoes yet – in the garden room and two small plastic greenhouses, and then when we had a very cold spell they invaded the dining room (right).

Once they were hardened off everyone was contacted and allocated a time slot for collection – it ran like clockwork but.... We have been warned that Rhona will not be doing it again next year!

Thanks to Rhona and Alan's tremendous efforts the Club funds have been boosted by over £1,000 which will help with next year's Show since, like so many other Clubs we have had to cancel this year.

Annie Adams

Interest in the competition is growing and photos sent to us have prompted ideas for next year. Could we have a category for "Convoluted sunflowers"? Maybe one for "Sunflowers planted by the birds"?

Rogue sunflower in a NB In Bloom pot

Niko's cupcakes

Niko, an imaginative P3 student sent us photos of his sunflower cupcakes, so maybe a baking category? With a closing date of August 29th, entries are eagerly awaited.

Cathie Wright
North Berwick Gardening Club
www.northberwickhortisoc.com

Helensburgh and Gareloch Virtual Show

https://www.helensburghhorti.com/virtualshow

Photographs of all entries are now live on the website. Judging will now follow.

We are sending out a **huge thank you** shout to everyone who has taken up the challenge to enter our Virtual Show. You are all stars and your efforts have enabled the Society to mark this day after all, yet keep our members safe from exposure to the virus, and are very much appreciated .

Well done to everyone - but massive thanks to Claire who has masterminded this event and done all the hard work to make it happen.

their entries, but these were mainly friends and relatives of committee members, so they knew the right date. As time passed it became obvious that something was very wrong, nobody else was coming to set up their entries, where were they all? The judges were definitely coming as their bookings had all been confirmed, but it began to look like there was not going to be a lot of entries for them to judge. Eventually, someone thought to check a copy of the schedule.

To this day, I still don't know how we managed to have a show at all, let alone the bumper one we ended up with. Once the error had been spotted, all the committee members were sent home to scour their homes, gardens and allotments for something else to enter in the show. One lady returned with a jar of homemade gooseberry jam which, by her own admission she had not intended to enter as it looked and tasted, so she said, like wallpaper paste. She also advised that she had been on the point of binning the jam, but had decided to bring it along just to boost the cookery section. It was not until after the show that she confessed that she had not just planned to bin the jam but **had** binned the jam, but retrieved it from its compostable bag in the recycling bin, carefully spooned it back into the jar and resealed the lid. The blissfully ignorant judge thought the jam was lovely, and awarded it first prize! It still causes me to smile to this day.

Lindsey Brooke
Isle of Skye

North Berwick Sunflower Challenge 2020

Taking up the RHS challenge, N**orth Berwick Gardening Club, North Berwick in Bloom** and **Sustaining North Berwick** came together in lockdown and decided to aim for an explosion of sunflowers in and around North Berwick in August.

Seeds and over 200 seedlings were distributed to the community in May and the Sunflower Challenge was launched.

Supported by **Tesco North Berwick,** we have prizes for both adults and children for the Tallest Sunflower, the Largest Sunflower Head, the best photo of "Sunflowers in my garden" and a "Crafted Sunflower".

Libby's Corkscrew Sunflower Seedling,

DBHS* at Gardening Scotland

Every year, for a long time now, DBHS has sent a coach to Gardening Scotland (GS) and 2020 was to be no different. Slips went in with the *Grapevine* in February and March for members to book seats and their tickets. A discount was given for tickets, especially for block bookings. The usual 39 seater coach was booked and 40 GS tickets were bought in mid-February at a cost of £510 through Citizen Tickets, the agent for GS. Tickets must be bought in multiples of ten. The tickets were received on 19th February 2020. The coach would fill up and any extra tickets could be sold at the gate as had been done in previous years.

On 19th March 2020 DBHS received the news that GS had been cancelled due to Covid-19. The process to get our money back was started and Citizen Tickets informed me that they awaited GS to tell them how this was going to be done. On 2nd April 2020 we received the news that GS had gone into liquidation. All DBHS members who had paid for tickets were refunded and the coach from Living High Travel was cancelled at no cost.

On 11th May 2020 I was given contact details from Citizen Tickets for the liquidators, a firm in Glasgow. They sent me a form to fill in to register as a creditor, which was completed and returned. I asked what would happen next. The reply I received on 20th May 2020 was that creditors would not be refunded but would probably receive a dividend of between 5p and 10p in the £1. This would take 6 to 9 months to process. This was devastating news.

I had paid for the tickets using my Master Card so I phoned them up. They were more optimistic that I could get a refund and sent me a "Claim for Goods and Services not Received" form to complete. This was completed and sent back and will take around six weeks to process. That will be at the beginning of July some time. This date is marked in my diary.

Michael Gourlay
Chairman
***Dalgety Bay Horticultural Society**

Stonehaven Cancellation

Stonehaven Town Hall was undergoing a major refurbishment when the virus struck and we were advised by Aberdeenshire Council that it could take 6–8 weeks to finish once everything starts again, but being the Council, we decided to read this as more like 10–12 weeks so we decided to cancel the Annual Flower Show on 29th August.

Annie Adams

Alstreomerias from Stewarton p11

Friends of Barnhill Rock Garden, Broughty Ferry

Instructed by Dundee City Council to stop garden maintenance work at the start of lockdown, our 'Monday Team' has been idle for most of the year so far. It comes as no surprise that the areas of the garden that we maintain have become rather weedy and neglected.

However, having had our Risk Assessment approved, the Monday Team have recently been authorised to re-commence and 'our' areas of the garden are beginning to look cared for again.

The picture shows three Cardiocrinium giganteum 'Yummanense' which, despite the lockdown, flowered in the nursery. Fortunately we have managed to grow-on additional plants for future years.

Having sown seed early in the year, obtained from Cluny Garden, we have managed to bring on a number of young Primula plants (pictured right). These we hope to plant out in the garden later on.

John Grocott
Chairman

rescued from my Mum's garden when she moved into sheltered housing in Malvern. It flowered spectacularly this year. Most of the hardy Geraniums and a stately white Iris came from my sister Helen in Hereford and the Water lily "Nymphaea" was from my sister Judy in Worcester. I also have a lovely double white Lilac "Madame Lemoine", which was a gift from my Dad.

I am reminded of an evening visit with members of Penicuik HS to Binny Plants where we saw the wonderful Paeonies that Billy Carruthers was planning to take to Chelsea and where I bought a very pretty Amelanchier. The blossom of the Amelanchier is a delicate froth of white and is followed by bright red berries.

Sadly, there have been a few disappointments along the way. The white Lillies that I bought at Dundee Flower and Food Festival last year have failed to thrive, but they are on my list to try again.

So if you will excuse me, I am just off to water the Heritage Tomatoes from Glenda in Keswick and tidy up the deep purple Sweet Peas which I grew from seed given by Elizabeth (free with a gardening magazine) and reflect on how lucky I am to have such green-fingered friends. I hope you have been able to enjoy similar experiences and I look forward to raiding other people's gardens for a few more choice specimens in the future.

Kathryn Pitts
Chair, SGF

A Flower Show Tale

Since, as in the remainder of the UK, the Skye annual Flower and Produce Show will not take place this year, I thought you might enjoy one of the notable memories I have from when I was greatly involved in our village flower show in Somerset.

The show was no Chelsea, but to the villagers and to the other nearby villages it was the best show around. Despite its very modest size it had an excellent standard and folk would come from far and wide to see it. We had a very capable committee so that for the most part the running of the show went very smoothly. Schedules were prepared and posted to every member, with additional copies being placed in local shops.

For many years this worked very well until, that is, the infamous occasion when all the schedules went out showing the wrong date and nobody noticed. The committee, of course, had the right date, because it had made all the necessary bookings etc. As always, the committee met at the village hall the night before the show in order to set up the tables, lay everything out in readiness and to hold the annual heated debate about whether Crocosmia was a hardy perennial or not. They still had no idea that an awful lot of people believed it was all to take place the following week.

The following morning the committee members, as always, arrived early in order to get their own entries staged before the expected influx of exhibitors. A few people started to arrive with

Lockdown Gardening

The last few months have been a period of huge change for many of us, some choosing not to leave their homes, others scurrying out to shop only for essentials. It has been tough missing the family and friends and only seeing neighbours during the weekly clap for essential workers.

Those of us lucky enough to have a garden have been able to devote a great deal of time to catching up with all of those little (or big) jobs that we have been putting off. I have been keeping in touch with my friends and family via WhatsApp or Facebook and enjoyed seeing pictures of their gardens remotely.

However, one of the pleasures of gardening is sharing the results with others: I enjoy being able to say " do come and see my spectacular Roses, a gift from my daughter Sophie", or "would you like a cutting of my Philadelphus which came originally from my friend Nick in Cheadle." When I wander round my own garden, I realise that so many of the plants that I have hold memories and reminders of their origin. It helps me to feel closer to those I am missing.

The little yellow Clematis "Pixie" was

A gift from my daughter Sophie

Invebervie Emerging from Lockdown

In July, volunteers from **Brighter Bervie** cautiously started to revive the community garden sites and street planters around the Burgh. The plants had been left to do their own thing since February. Many had grown well thanks to the fine spring weather but so also did the weeds!

Our usual springtime supply of bedding plants from Aberdeenshire Council was cancelled this year but they kindly came to our rescue last month with a small allocation of annuals which we've used to augment our own planting.

Although the gardens and features along our trail have not received their normal TLC, regular visitors and passers-by can still enjoy the sight and scent of the blooms and pause to appreciate the peaceful settings.

We've also managed to keep growing our help-yourself edibles, as the photo

shows. At the entrance to the Invervie Medical Centre our flower tubs and leeks, kale, coriander, chives, parsley and strawberries hopefully cheer up patients and staff as they come and go.

Bervie's Banksy has been busy too, expressing a well-deserved thank you from the community to our NHS team with attractively painted stones.

As social contact restrictions ease our small but enthusiastic team of helpers are looking forward, barring recurrance, to the gradual restoration of the usual round of gardening events where we can meet-up again with old friends and share our experiences.

Tom Campbell

Stewarton Gardening Club

Here in the West of Scotland we had good weather during Spring and most of lockdown. Having a garden has been an absolute joy for so many of us, not only for the physical activity a garden provides but for the pleasure and sense of achievement in working in a garden, growing flowers, fruit and vegetables and enjoying the wildlife.

Although we may not have managed to get our regular seeds and plants from visiting garden centres, many have been getting to grips with online purchasing and using up the old packets of seeds that have been sitting in the seed box – and hoping on the off chance that they germinate – even if many do not.

It is disappointing but necessary that so many of the Flower Shows have been cancelled this year, but we can look forward to a better time soon as we gradually come into a 'New Normal'.

Hazel Mulberry
Club Secretary

The Fifty Word Story

In every neighbourhood there's a creepy house but in this case it's a greenhouse covered in creepers. It is a glass based greenhouse that is disused but the stories it could tell nobody will ever know. Every once in a while people say that they see movement in the house.

Kevin Stone age 14

Tracey's Greenhouse

I'm a little greenhouse short and shabby.
Where's my window? where's the sprouts?
I'm a mess sort me out.

With a nice new door,
Use seeds galore,
Pull up a seat
For a restful treat.

It's true she's a beginner
But I'm a little greenhouse
mended and fruitful.

Tracey Stone

members! We just asked people to share their photos of things in their gardens that they would have exhibited if the show had happened. It was announced on the FaceBook Page and within a few days received over 450 views and shares. It will stay current until 5th September, the original 2020 date of the show. No categories, no judging, just fun photos. So far, our album has 30 photos submitted.

In previous years, the Annual Flower Show has been photographed and members vote for their favourite 12 images, to be included in the following year's calendar. We propose to hold an online vote later in September, using the submitted photos, with consent from the copyright holders.

Isabel Hatcher

[It looks like Kirkintilloch have all the makings of an excellent 2021 Calendar. **Ed.]**

The Caley

Royal Caledonian Horticultural Society

Supporting Horticulture & Gardening in Scotland since 1809

Caley Awards

The Caley Award nominations are now open. The online nomination form is on the Awards page of the website

www.thecaley.org/awards

A number of award categories are included, covering all aspects of horticulture in Scotland, listed together with a description of each.

The Award Ceremony and President's Reception are one of the highlights in The Caley calendar. We always look forward to celebrating Scottish horticulture and meeting those who have a passion for it.

The awards are open to all. You don't need to be a Caley member to receive an award, or to nominate someone for one. So, get your thinking caps on – who would you like to nominate? Maybe someone in the local group who keeps your town blooming with baskets and planters, has served your club for many years or who gives their horticultural experience and knowledge freely to others.

The nomination deadline is **15th November**. No late entries will be considered.

Julie Muir
Administrator

Kirkintilloch Horticultural Society Virtual Show

The committee of the KHS met via Zoom in June 2020 and discussed the annual flower show, usually scheduled for the first Saturday in September. Knowing that it could not go ahead, they thought that a virtual version would be fun. The President, Paul Malcolm, contacted me to see if I could set something up. Although KHS has a low level presence on Facebook, many

of the subscribed members do not, so it has never been our main form of communication. So a mixture of email, Facebook and other means had to be considered.

The regular Flower Show is, of course, open to anyone to exhibit and we wanted to do the same with a virtual version. Consequently, our FaceBook Page was updated, linked to other local community pages, and a web page was created:

www.spanglefish.com/kirkintillochhorticulturalsociety

Other committee members were co-



opted to help. Tracey Stone from SGF gave lots of advice.

We decided to keep it simple – a truly virtual show is possibly a step too far as the first venture online for our

Scotland's Gardens' Scheme

Over 80 garden openings will take place for Scotland's Gardens Scheme to raise funds for charity this summer. Gardens across the country are now welcoming the public back into their green open spaces, for the charity, with special Covid-19 safety measures in place. Visitors are encouraged to stagger their arrival time, bring exact change, maintain safe social distancing at all times, and check a garden's specific entry requirements on the Scotland's Gardens Scheme website before setting out.

SGS has appointed a new National Organiser, Liz Stewart, to head up its vital fundraising work. Liz joins from the Royal Horticultural Society (RHS), where she was Development Manager for Scotland. She was part of the RHS's national development team for community activities and led the charity's UK-wide Greening Great Britain scheme. Liz has also been a Beautiful Scotland judge for the past five years, volunteering for Keep Scotland Beautiful. She takes up the reins from Terrill Dobson, who ran Scotland's Gardens Scheme for five years and who will still be involved with the charity at a regional level as a volunteer District Organiser.

Liz Stewart, SGS National Organiser

SGS launched a new YouTube Channel

youtube.com/c/ScotlandsGardensScheme

on 6th April, and with virtually (pun intended) no experience with videos, we now have 125 virtual garden videos. We are astounded by everyone's support. Having missed the peak of our opening season, we also hoped (and continue to hope) to raise additional charity funds and are pleased that these videos have, to date, raised £2.5K through donations from our viewers.

The charity's recently published 2019 annual report highlights that last year Scotland's Gardens Scheme enabled Garden Openers to support their own choice of charities, giving £193,219 to 235 nominated charities as well as supporting its three main beneficiaries (£42,000), its guest charity Trellis Scotland (£5,000) and a training grant to the National Trust for Scotland (£7,500), totalling donations of £247,719.

Daria Piskorz, Marketing Manager
Scotland's Gardens Scheme

Events

SOCIETY	EVENT	VENUE	DATE
Darvel Horticultural Society	Annual Flower Show	Darvel Town Hall	September 4th, 2pm
Paisley Florist Society Gardening Club	Annual Show,	St Mirin's Cathedral Halls, Paisley	September 5th, 1-4.00pm
Dunbar Flower Show	Flower Show	Dunbar Parish Church	September 12th
Fife Flower Show	Annual Flower Show	Leven Parish Church Hall, Leven, Fife	September 19th & 29th
Friends of the Cruickshank Botanic Garden	Autumn Plant Sale	Cruickshank Botanic Garden, Aberdeen	October 31st, 10.30am
Brighter Bervie	Gardens Open Daily to the Public	Montrose Road, Inverbervie, Montrose	Daily

We have tried to keep the list as up to date as possible but in the current climate, this could change daily.
Therefore it is advisable to check before attending any of these events

Ayr & District Flower Show

It is with deepest regret that because of the situation with COVID-19, we have taken the difficult decision not to hold a show in 2020, due to be held on Friday 14th and Saturday 15th August.

We understand that this news will come as a disappointment to the many of you that have supported the show since its inaugural event in 2017.

The Show Committee would still like to bring people together through the sharing of all things horticulture and so we are looking at the possibility of creating an online collection of images that match up to the show schedule. We will be consider in the coming weeks on how this might work so check online to find out more soon.

The committee is also looking into the possible dates for a 2021 show. Details will be shared on our website once finalised:

www.ayranddistrictflowershow.com

Thanks and stay safe.

Irene Yuill
Secretary
Ayr & District Flower Show

Plum Harvest

After careful consideration of the guidelines and the number and age of our volunteers, and in spite of the likely size of the plum crop, the committee of Newburgh Orchard Group has reluctantly decided to cancel this year's plum markets. Plum growers should make individual arrangements to deal with their crop, obeying the latest guidelines.

However, there may be at least one jam market, so jam makers and eaters please watch for announcements in our Facebook page.

Paul Dodman
Newburgh Orchard Group

No Dalkeith Flower Show

We have reluctantly decided to cancel the Flower Show on 12th September, in line with most other Societies.

Gladys Hardwick
Secretary

Cowdenbeath Show Cancelled

Unfortunately – and like so many other flower shows this year – Cowdenbeath flower show due to be held over the weekend of 11th/12th September has been cancelled. We will be keeping our schedule exactly the same for next year. Keep safe and see you all in 2021.

Colin Bird

Kilmacolm Show Cancelled

The Kilmacolm Horticultural Society are very sad to announce cancellation of their annual Flower Show. But on a positive note, we are running a Virtual Show, with photographs to be submitted by our members. The Show will be on our website on Flower Show Day – 5th September 2020.

kilmacolmhorticultural.com

Jill Russell
Secretary